

INSTRUCTION SHEET

SLIM 5 SERIES

DOOR INSTALLATION

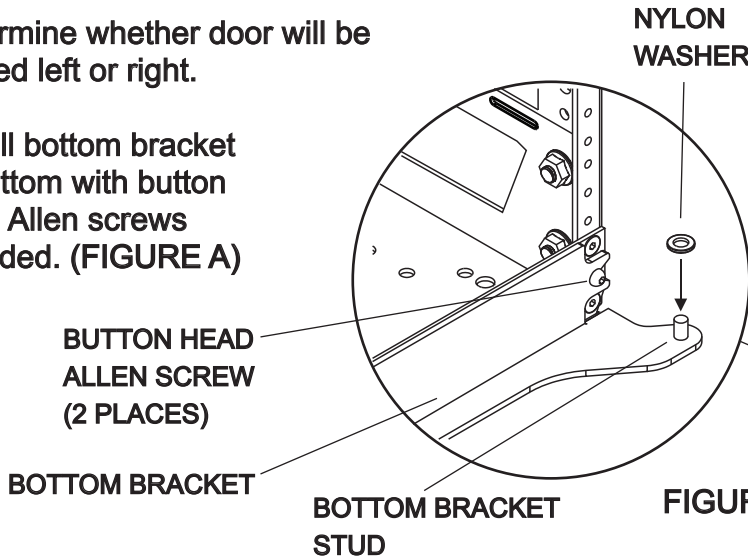
ASSEMBLY

NOTE: Trim panels, top and bottom, must be removed before installing the door.

NOTE: When using door with cable chase, install the lock tab bracket (included with door) first before installing the cable chase.

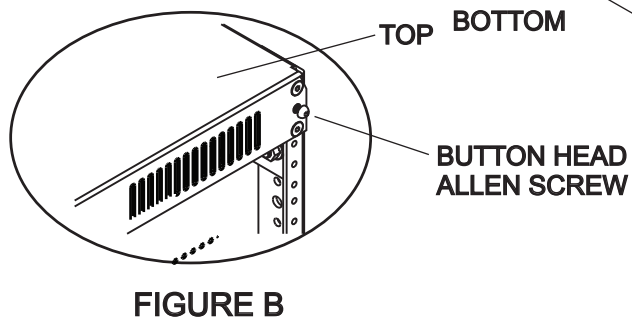
1) Determine whether door will be hinged left or right.

2) Install bottom bracket to bottom with button head Allen screws provided. (FIGURE A)



3) Install minimum of one nylon washer on bottom bracket stud to prevent rubbing. (FIGURE A)

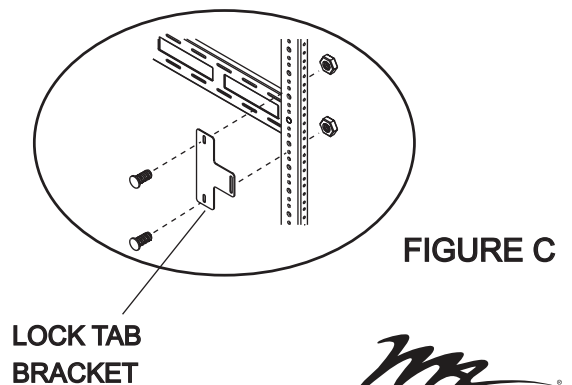
4) Install one button head Allen screw loosely in the top hinge side. (FIGURE B)



5) Install door onto bottom bracket stud, and holding door, install upper bracket stud to top of door. (FIGURE A) As an assembly, slip the upper bracket, with door attached, under the head of the loose screw on the top hinge side. Now install the second screw in the upper bracket and tighten both screws.

6) Check door swing for rubbing on bottom bracket. If rubbing occurs, increase the number of nylon washers.

7) Locate the center of the rackrail on the lock side of the door and install lock tab bracket with the hardware provided. (FIGURE C)



WARRANTY

Middle Atlantic Products, Inc. (the "Company") warrants the SLIM 5 Door to be free from defects in material or workmanship under normal use and conditions for the lifetime of the product.

The Company's entire liability to the purchaser, and the purchaser's (or any other party's) sole and exclusive remedy, under this warranty shall be limited, at the Company's option, to either (a) return of and refund of the price paid for, or (b) repair or replacement at the Company's factory of the products purchased, or any part or parts thereof, which the Company has determined to be defective after inspection thereof at the Company's factory.

This warranty does not cover damage due to acts of God, accident, misuse, abuse or negligence by parties other than the Company, or any modification or alteration of the products. In addition, this warranty does not cover damage due to improper handling, assembly, installation or maintenance.

THIS WARRANTY IS IN LIEU OF ALL OTHER WARRANTIES OF ANY KIND, EITHER EXPRESSED OR IMPLIED, INCLUDING, BUT NOT LIMITED TO, IMPLIED WARRANTIES OF MERCHANTABILITY AND FITNESS FOR A PARTICULAR PURPOSE.

TO THE MAXIMUM EXTENT PERMITTED BY APPLICABLE LAW, IN NO EVENT SHALL THE COMPANY BE LIABLE FOR ANY SPECIAL, INCIDENTAL, INDIRECT, OR CONSEQUENTIAL DAMAGES WHATSOEVER (INCLUDING, WITHOUT LIMITATION, DAMAGES FOR LOSS OF BUSINESS PROFITS, BUSINESS INTERRUPTION OR ANY OTHER PECUNIARY LOSS) ARISING OUT OF THE USE OF THE PRODUCTS PURCHASED, EVEN IF THE COMPANY HAS BEEN ADVISED OF THE POSSIBILITY OF SUCH DAMAGES. THE COMPANY'S LIABILITY TO THE PURCHASER (OR ANY OTHER PARTY) HEREUNDER, IF ANY, SHALL IN NO EVENT EXCEED THE PURCHASE PRICE OF THE PRODUCTS PAID TO THE COMPANY.

Corporate Headquarters

Corporate Voice 973-839-1011 - Fax 973-839-1976
International Voice +1 973-839-8821 - Fax +1 973-839-4982
middleatlantic.com - info@middleatlantic.com

Middle Atlantic Canada

Voice 613-836-2501 - Fax 613-836-2690
middleatlantic.ca - customerservicecanada@middleatlantic.ca

Factory Distribution

USA: NJ - CA - IL Canada: ON - BC

At Middle Atlantic Products we are always listening. Your comments are welcome.

